

ROCKWOOD
ROO, MINI LITE, ULTRA LITE &
SIGNATURE TRAVEL TRAILERS

ROCKWOOD

**ROO, MINI LITE, ULTRA LITE &
SIGNATURE TRAVEL TRAILERS**

PROVIDING OUTDOOR FUN SINCE 1974.





OVER 40 YEARS OF EXCELLENCE

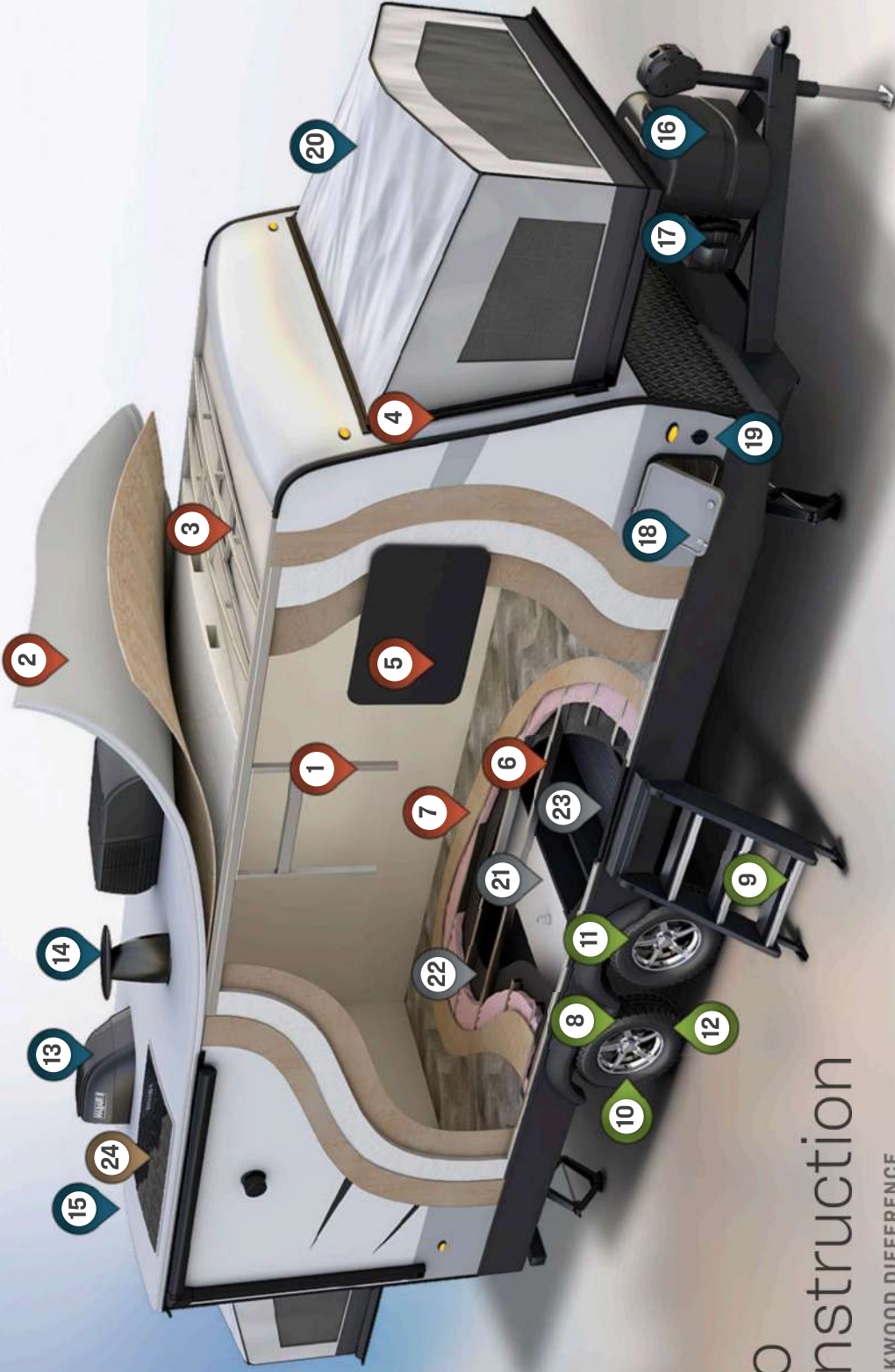


FROM HUMBLE BEGINNINGS, ROCKWOOD HAS EMERGED AS AN INDUSTRY LEADER IN THE MANUFACTURING OF LIGHT WEIGHT TRAVEL TRAILERS, FIFTH WHEELS, AND CAMPING TRAILERS.

Located in Millersburg, IN since 1974, Rockwood has been supported by this community and the local families residing there. These families have helped provide the hundreds of workers that have brought their dedication to quality workmanship, respect for their fellow workers and a commitment to an uncompromising work ethic to make a major contribution to this company's success. Founded on the principle of providing superior value and service while remaining in tune with customer's preferences, Rockwood has become the ultimate luxury product in the light weight travel trailer market, proudly showcasing more innovative floor plans, appealing features and refined interior appointments than any others in its class.

TODAY, ROCKWOOD REMAINS COMMITTED TO INSURING THAT OUR CUSTOMERS ENJOY THEIR CAMPING EXPERIENCES.

Through the utilization of our experienced work force, "state of the art" lamination facility, modern production plants and detailed assembly processes our aim is to continue to provide our customers with the best built product possible at an unmatched value.



Roo Construction

THE ROCKWOOD DIFFERENCE

▶ SUPERIOR CONSTRUCTION

- 1 6 Sided Full Aluminum Frame
- 2 Fully Laminated One-Piece Walkable Roof
- 3 Aluminum Truss AC Bracing
- 4 Easy Reach Latch System
- 5 Frameless Windows
- 6 Aluminum Floor Joists
- 7 5/8" Tongue & Groove Plywood Floor

▶ SAFETY STANDARDS

- 8 Dexter Torsion Axles
- 9 MORyde Strut Assist Steps (N/A 19/183)
- 10 TST Tire Pressure Monitor System
- 11 Goodyear Endurance Tires
- 12 Nitrogen Filled Tires

▶ STANDARD FEATURES

- 13 2 Maxxair Fans w/ Covers
- 14 Teton All in One WiFi Booster w/ LTE Prep & Antenna
- 15 Back Up Camera Prep
- 16 Double 20# LP Bottles
- 17 Double Battery Boxes
- 18 Key-Alike Locks
- 19 Solar Prep On Side & Roof
- 20 5 Year Tent Warranty

▶ CLIMATE PROTECTION PACKAGE

- 21 4" Block Foam Insulated Roof
- 22 Optional 12v Thermostatically Controlled Heated Tanks
- 23 Radiant Foil Insulated Underbelly

▶ OPTIONAL FEATURES

- 24 190w Solar Pane w/ 1000w Inverter

ROO

A VALUE THAT'LL MAKE YOU JUMP! We have a trailer just for you. Whether you are interested in the expanded interior space provided by the spacious drop down bunks with heated mattresses and the feel of a traditional trailer, the Rockwood Roo will deliver the quality and amenities you expect. Rockwood brings the necessities of residential living on the campsite



19 EXPANDABLE UJV: 4137 HITCH: 448 AXLE: 3851 LENGTH: 21'2" OPEN LENGTH: 25'7"
ROO CCC: 1591 WIDTH: 8' HEIGHT: 10' 6" FRESH: 54 gal GRAY: 30 gal BLACK: 30 gal



23FK EXPANDABLE UJV: 5528 HITCH: 720 AXLE: 4770 LENGTH: 24'10" OPEN LENGTH: 29'7"
ROO CCC: 1352 WIDTH: 8' HEIGHT: 10' 11" FRESH: 54 gal GRAY: 30 gal BLACK: 30 gal



21SS EXPANDABLE UJV: 5047 HITCH: 548 AXLE: 4461 LENGTH: 22'10" OPEN LENGTH: 27'2"
ROO CCC: 1501 WIDTH: 8' HEIGHT: 10' 11" FRESH: 54 gal GRAY: 30 gal BLACK: 30 gal



183 EXPANDABLE UJV: 4239 HITCH: 480 AXLE: 3781 LENGTH: 21'2" OPEN LENGTH: 25'7"
ROO CCC: 1461 WIDTH: 8' HEIGHT: 10' 6" FRESH: 54 gal GRAY: 30 gal BLACK: 30 gal



21SS



233S EXPANDABLE UWW: 5062 HITCH: 650 AXLE: 4374 LENGTH: 24'10" OPEN LENGTH: 29'7" ROO CCC: 1588 WIDTH: 8' HEIGHT: 10'6" FRESH: 54 gal GRAY: 30 gal BLACK: 30 gal



235S EXPANDABLE UWW: 5695 HITCH: 732 AXLE: 4925 LENGTH: 24'10" OPEN LENGTH: 29'7" ROO CCC: 1197 WIDTH: 8' HEIGHT: 10'11" FRESH: 54 gal GRAY: 30 gal BLACK: 30 gal



Mini Lite Construction

THE ROCKWOOD DIFFERENCE

SUPERIOR CONSTRUCTION

- 1 6 Sided Full Aluminum Frame
- 2 Fully Laminated One-Piece Walkable Roof
- 3 Aluminum Truss Roof Bracing
- 4 Automotive Glass Windshield
- 5 Painted Fiberglass Front Cap w/ Clear Coat
- 6 Frameless Windows
- 7 Aluminum Floor Joists
- 8 5/8" Tongue & Groove Plywood Floor

SAFETY STANDARDS

- 9 Dexter Torsion Axles
- 10 MORyde Strut Assist Steps (NA 21FBRs)
- 11 TST Tire Pressure Monitor System
- 12 Goodyear Endurance Tires
- 13 Nitrogen Filled Tires

STANDARD FEATURES

- 14 Maxxair Fan w/ Cover
- 15 Teton All In One Wifi Booster w/ LTE Prep & Antenna
- 16 Back Up Camera Prep
- 17 Double 30# LP Bottles
- 18 Double Battery Boxes
- 19 Key-Alike Locks
- 20 Solar Prep On Side & Roof

CLIMATE PROTECTION PACKAGE

- 21 12v Thermostatically Controlled Heated Tanks
- 22 Radiant Foil In Underbelly, Front Caps & Slide Out Floors

OPTIONAL FEATURES

- 23 190w Solar Panel w/ 1000w Inverter
- 24 Power Stabilizers (Not Pictured)



2104S

MURPHY BED
MINI LITE

UVW: 4841 HITCH: 614 AXLE: 4168 CCC: 1933 LENGTH: 22' 4"

WIDTH: 8' HEIGHT: 10' 11" FRESH: 54 gal GRAY: 30 gal BLACK: 30 gal



2205S

REAR LIVING
MINI LITE

UVW: 5004 HITCH: 530 AXLE: 4415 CCC: 1686 LENGTH: 23' 10"

WIDTH: 8' HEIGHT: 10' 11" FRESH: 54 gal GRAY: 30 gal BLACK: 30 gal



2507S

MURPHY BED
MINI LITE

UVW: 5471 HITCH: 625 AXLE: 4787 CCC: 1314 LENGTH: 25' 10"

WIDTH: 8' HEIGHT: 10' 11" FRESH: 54 gal GRAY: 30 gal BLACK: 30 gal



2109S

REAR LIVING
MINI LITE

UVW: 4171 HITCH: 412 AXLE: 3700 CCC: 1521 LENGTH: 22' 4"

WIDTH: 8' HEIGHT: 10' 3" FRESH: 54 gal GRAY: 30 gal BLACK: 30 gal



2204S

TWIN BED
MINI LITE

UVW: 4795 HITCH: 640 AXLE: 4096 CCC: 2005 LENGTH: 23' 11"

WIDTH: 8' HEIGHT: 10' 11" FRESH: 54 gal GRAY: 30 gal BLACK: 30 gal

MINI LITE

TOWING A TRAILER DOESN'T REQUIRE A TRUCK ANYMORE. When towing size and weight are your focus, you will find that these specially designed Mini Lite models offer flexible floor plans that provide you with more comfort and amenities than you would expect — all within the towing capacity of many SUV's.

The Unloaded Vehicle Weight (UUV) listed represents the weight of one trailer with that model's standard equipment including the content of specified option packages*. * See back cover for further specification definitions.



2509S



2509S MURPHY BED MINI LITE UUV: 6300 HITCH: 709 AXLE: 4532 CCC: 1569 LENGTH: 25'11" FRESH: 54 gal GRAY: 30 gal BLACK: 30 gal



2513S



2513S REAR LIVING MINI LITE UUV: 5894 HITCH: 725 AXLE: 5110 CCC: 1831 LENGTH: 25'10" FRESH: 54 gal GRAY: 30 gal BLACK: 30 gal



2511S REAR LIVING MINI LITE UWW: 5492 HITCH: 714 AXLE: 4719 CCC: 1382 LENGTH: 25'10" WIDTH: 8' HEIGHT: 10'11" FRESH: 54 gal GRAY: 60 gal BLACK: 30 gal



2516S FRONT KITCHEN MINI LITE UWW: 6033 HITCH: 810 AXLE: 5164 CCC: 1777 LENGTH: 25'11" WIDTH: 8' HEIGHT: 10'11" FRESH: 54 gal GRAY: 60 gal BLACK: 30 gal



2514S MURPHY BED MINI LITE UWW: 5879 HITCH: 585 AXLE: 5235 CCC: 1706 LENGTH: 25'10" WIDTH: 8' HEIGHT: 10'11" FRESH: 54 gal GRAY: 30 gal BLACK: 30 gal



2506S FRONT KITCHEN MINI LITE UWW: 5281 HITCH: 644 AXLE: 4510 CCC: 1523 LENGTH: 25'11" WIDTH: 8' HEIGHT: 10'11" FRESH: 54 gal GRAY: 60 gal BLACK: 30 gal





Ultra Lite Construction

THE ROCKWOOD DIFFERENCE

▶ SUPERIOR CONSTRUCTION

- 1 6 Sided Full Aluminum Frame
- 2 Fully Laminated One-Piece Walkable Roof
- 3 Aluminum Truss Roof Bracing
- 4 Automotive Glass Windshield
- 5 Painted Fiberglass Front Cap w/ Clear Coat
- 6 Frameless Windows
- 7 Aluminum Floor Joists
- 8 5/8" Tongue & Groove Plywood Floor

▶ SAFETY STANDARDS

- 9 Dexter Torsion Axles
- 10 MORryde Strut Assist Steps
- 11 TST Tire Pressure Monitor System
- 12 Goodyear Endurance Tires
- 13 Nitrogen Filled Tires

▶ STANDARD FEATURES

- 14 Maxxair Fan w/ Cover
- 15 Teton All In One Wifi Booster w/ LTE Prep & Antenna
- 16 Back Up Camera Prep
- 17 Double 30# LP Bottles
- 18 Double Battery Boxes
- 19 Key-Alike Locks
- 20 Solar Prep On Side & Roof
- 21 Power Stabilizers

▶ CLIMATE PROTECTION PACKAGE

- 22 12v Thermostatically Controlled Heated Tanks
- 23 Radiant Foil In Underbelly, Front Caps & Slide Floors

▶ OPTIONAL FEATURES

- 24 190w Solar Panel w/ 1000w Inverter



2608BS

ULTRA LITE

YOU'LL LOVE WHAT YOU FIND IN OUR FLOOR PLANS. Our trailers are packed full of quality features in order to bring to you one of the best values in the light weight market. There are spacious flush floor slides, comfortable stylish sofas and wide dinettes. Our Ultra Lite series offers lots of room and amenities while still being a 1/2 ton towable Travel Trailer.



2608BS



FRONT KITCHEN ULTRA LITE

UWV: 6836 HITCH: 948 AXLE: 5631 CCC: 1910 LENGTH: 29' 8"
 WIDTH: 8' HEIGHT: 11'2" FRESH: 54 gal GRAY: 90 gal BLACK: 45 gal

2608BS



REAR KITCHEN ULTRA LITE

UWV: 6888 HITCH: 796 AXLE: 6133 CCC: 1608 LENGTH: 29' 9"
 WIDTH: 8' HEIGHT: 11'2" FRESH: 54 gal GRAY: 90 gal BLACK: 45 gal

2614BS



REAR LIVING ULTRA LITE

UWV: 6168 HITCH: 908 AXLE: 5191 CCC: 2550 LENGTH: 29' 9"
 WIDTH: 8' HEIGHT: 11'2" FRESH: 54 gal GRAY: 90 gal BLACK: 45 gal

2606WS



REAR LIVING ULTRA LITE

UWV: 6614 HITCH: 915 AXLE: 5640 CCC: 2101 LENGTH: 29' 9"
 WIDTH: 8' HEIGHT: 11'2" FRESH: 54 gal GRAY: 90 gal BLACK: 45 gal

2613BS



2706WS

BUNK HOUSE
ULTRA LITE
 UJW: 7310 HITCH: 921 CCC: 6330 AXLE: 1411 LENGTH: 32'10"
 WIDTH: 8' HEIGHT: 11'2" FRESH: 54 gal GRAY: 90 gal BLACK: 45 gal



2720IK

REAR KITCHEN
ULTRA LITE
 UJW: 8324 HITCH: 1035 CCC: 1511 LENGTH: 33'1"
 WIDTH: 8' HEIGHT: 11'3" FRESH: 54 gal GRAY: 90 gal BLACK: 45 gal



2902SW

REAR KITCHEN
ULTRA LITE
 UJW: 7610 HITCH: 920 CCC: 2110 LENGTH: 35'3"
 WIDTH: 8' HEIGHT: 11'2" FRESH: 54 gal GRAY: 90 gal BLACK: 45 gal



2906BS

REAR LIVING
ULTRA LITE
 UJW: 8559 HITCH: 1100 CCC: 1841 LENGTH: 35'5"
 WIDTH: 8' HEIGHT: 11'3" FRESH: 54 gal GRAY: 45 gal BLACK: 45 gal



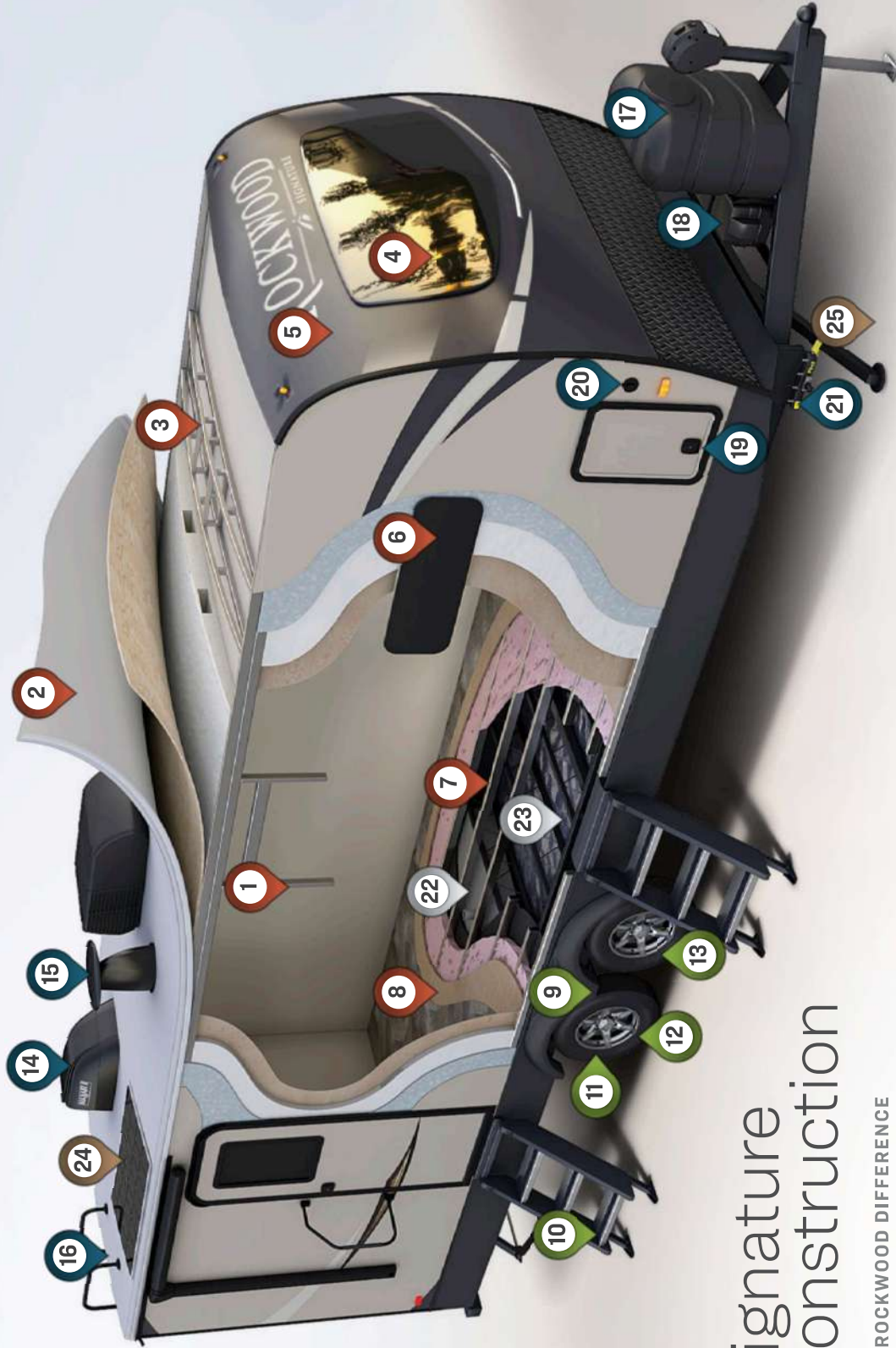
2911SB

BUNK HOUSE
ULTRA LITE
 UJW: 7605 HITCH: 1038 CCC: 2233 AXLE: 6508 LENGTH: 35'5"
 WIDTH: 8' HEIGHT: 11'2" FRESH: 54 gal GRAY: 45 gal BLACK: 45 gal



2912BS

REAR LIVING
ULTRA LITE
 UJW: 7854 HITCH: 952 CCC: 1888 LENGTH: 35'2"
 WIDTH: 8' HEIGHT: 11'2" FRESH: 54 gal GRAY: 90 gal BLACK: 45 gal



Signature Construction

THE ROCKWOOD DIFFERENCE

SUPERIOR CONSTRUCTION

- 1 6 Sided Full Aluminum Frame
- 2 Fully Laminated One-Piece Walkable Roof
- 3 Aluminum Truss Roof Bracing
- 4 Automotive Glass Windshield
- 5 Painted Fiberglass Front Cap w/ Clear Coat
- 6 Frameless Windows
- 7 Aluminum Floor Joists
- 8 5/8" Tongue & Groove Plywood Floor

SAFETY STANDARDS

- 9 Dexter Torsion Axles
- 10 MDRyde Strut Assist Steps
- 11 TST Tire Pressure Monitor System
- 12 Goodyear Endurance Tires
- 13 Nitrogen Filled Tires

STANDARD FEATURES

- 14 Maxxair Fan w/ Cover
- 15 Teton All In One Wifi Booster w/ LTE Prep & Antenna
- 16 Back Up Camera Prep
- 17 Double 30# LP Bottles
- 18 Double Battery Boxes
- 19 Key-Alike Locks
- 20 Solar Prep On Side & Roof
- 21 PSX2 Power Stabilizers

CLIMATE PROTECTION PACKAGE

- 22 12v Thermostatically Controlled Heated Tanks
- 23 Radiant Foil In Underbelly, Front Caps & Slide Out Floors

OPTIONAL FEATURES

- 24 190w Solar Panel w/ 1000w Inverter
- 25 Electric Auto-leveling



8335SB

SIGNATURE

BEAUTIFUL SPACIOUS INTERIORS COME STANDARD. THE SIGNATURE SERIES HAS MANY OUTSTANDING FEATURES TO ENHANCE YOUR CAMPING EXPERIENCE. The open floorplans and generous storage space allows extra room for those extra things you want to bring along. Sleeping on the comfortable bed, you'll forget you were in the great outdoors. The spacious interior and picturesque view through the many windows enable you to experience your surroundings in the comfort of your Signature travel trailer.



8336BH BUNKHOUSE SIGNATURE
 UJV: 9669 HITCH: 1320 AXLE: 0290 CCC: 1651 LENGTH: 36' 8"
 WIDTH: 8' HEIGHT: 11'7" FRESH: 54 gal GRAY: 130 gal BLACK: 50 gal



8263MBR

SUITE SERIES UJV: 7809 HITCH: 1065 AXLE: 6685 CCC: 2056 LENGTH: 29' 11"
 SIGNATURE WIDTH: 8' HEIGHT: 11'7" FRESH: 54 gal GRAY: 80 gal BLACK: 40 gal



8329SB



8335SB FRONT KITCHEN SIGNATURE
 UVW: 8327 HITCH: 1057 AXLE: 7211 CCC: 2730 LENGTH: 36' 8"
 WIDTH: 8' HEIGHT: 11'7" FRESH: 54 gal GRAY: 130 gal BLACK: 50 gal



8337RL REAR LIVING SIGNATURE
 UVW: 9209 HITCH: 1315 AXLE: 7635 CCC: 2106 LENGTH: 36' 8"
 WIDTH: 8' HEIGHT: 11'7" FRESH: 54 gal GRAY: 120 gal BLACK: 50 gal



8324SB FRONT LIVING SIGNATURE
 UVW: 9254 HITCH: 1115 AXLE: 8080 CCC: 1861 LENGTH: 36' 8"
 WIDTH: 8' HEIGHT: 11'7" FRESH: 54 gal GRAY: 120 gal BLACK: 50 gal



8329SB REAR KITCHEN SIGNATURE
 UVW: 8829 HITCH: 1130 AXLE: 7650 CCC: 2291 LENGTH: 36' 8"
 WIDTH: 8' HEIGHT: 11'7" FRESH: 54 gal GRAY: 80 gal BLACK: 50 gal




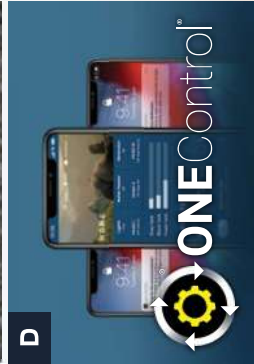
8332SB REAR KITCHEN SIGNATURE
 UVW: 9444 HITCH: 1130 AXLE: 8255 CCC: 1686 LENGTH: 36' 8"
 WIDTH: 8' HEIGHT: 11'7" FRESH: 54 gal GRAY: 110 gal BLACK: 50 gal

The Unloaded Vehicle Weight (UVW) listed represents the weight of one trailer with that model's standard equipment including the content of specified option packages. * See back cover for further specification definitions.



HAND-CHECKED FOR THE BEST QUALITY.

CAI (CUSTOMER ASSURANCE INSPECTION) Each Rockwood production line has a complete online PDI staff that is responsible for double checking all function and code test on every Rockwood Trailer. CAI is an independent facility that takes Rockwood trailers from each line and inspects them to ensure that the online PDI staff and system is functioning to the standards that Rockwood has set along with all governing code groups. This ensures we are putting the best product into the hands of our selling dealers.



A Rear camera prep. (Std. all models) The Furrion observation camera system with digital wireless technology is sold separately.

B 2" Accessory Hitch Receiver (Std.) 300 LB capacity

C Teton All In One WiFi Booster/ LTE Prep & Antenna

D OneControl App Controlled Switch Panel (N/A Signature)

E Tire Pressure Monitoring System (Std.)

F Roof & Side Solar Panel Prep (Std. All Models) The Zamp 40 amp, portable solar panel shown is sold separately.

G Hide-A-Bed Sofa. Fabric matched to decor.

H Swivel Rocker Recliner where applicable. Fabric to match. (Standard on 8329SB only.)

I La-Z-Boy Swivel Recliner where applicable. Fabric to match. (Optional on 8329SB & 8337RL.)

J 67" Theatre Seating per plan where available. Fabric matched to decor. (Per floorplan)

CHOCOLATE

SOFA, CHAIRS, DINETTE CUSHIONS (LEATHER APPEARANCE) (SEAPORT MINK)



ACCENTS (BUREN BK CASHMERE)



BEDROOM (DODWORTH COBBLESTONE)



SLATEWOOD STANDARD



FLOOR COVERING WITH SLATEWOOD



NEWPORT ASH OPTIONAL



FLOOR COVERING WITH NEWPORT ASH



CARPET

STONE

SOFA, CHAIRS, DINETTE CUSHIONS (LEATHER APPEARANCE) (XANDER STONE)



ACCENTS (LUZ BK MINERAL)



BEDROOM (DODWORTH COBBLESTONE)



ROCKWOOD TRAVEL TRAILERS

STANDARDS & OPTIONS

STANDARD TRAVEL TRAILER FEATURES		ROO OPTIONS	
Slatewood Interior (N/A Roo)	Quick Recovery Water Heater w/ Interior Gas/Electric Switches	Outside Shower w/ Hot & Cold Water	15K BTU A/C
Screwed & Glued Cabinetry	Multi Zone Stereo w/ DVD, CD, AM/FM & Bluetooth Control	Outside Antifreeze Station	Theater Seating/IPO Sofa (Only on 21SS, 23FK, 236S)
Hardwood Cabinet Doors and Drawer Fronts	Power Awning w/ Adjustable Rain Dump & LED Lighting	Black Tank Flush	Deluxe Tri-Fold Sleeper Sofa (Opt. 21SS, 235S, Std. 23FK)
Hidden Hinge Cabinet Doors	Tinted Frameless Windows	360 Siphon Vent Cap On All Black Tanks	Free Standing Table & Chairs (Per Floor Plan)
Residential Full Extension Metal Drawer Glides	Magnetic Compartment Door Catches	Easy Lube Axles & Nev-R Adjust Brakes	Slide Toppers
Ducted Furnaces (Sizes vary)	6 Sided Aluminum Framed (Side Walls, End Wall, Front, Floor & Roof)	Torsion Axle, Rubber-Ryde Suspension	Thermopane Windows
13,500 BTU Ducted Air Conditioner	Insulation Factors R-7 Side Wall, R-12 Floor & R-14 Ceiling	Nitrogen Filled, Goodyear Endurance Tires w/ Polished Alloy Wheels	Electronically Controlled Heated Holding Tanks
Carbon Monoxide Detector	Radiant Foil Insulated Underbelly & Slide Out Floors	TST Tire Pressure Monitor System w/ Monitor	Night Roller Shades
Interior 12V Outlet	Enclosed Underbelly	Solid Entry, Strut Assist Fold Out Entry Steps (N/A Roo 183, 19, Mini Lite 2109S)	190W Roof Mount Solar Panel w/ 1000W Inverter
Monitor Panel Switch Station with OneControl App (N/A Signature)	Electronically Controlled Heated Holding Tanks (Optional On Roo)	2" Accessory Hitch	12V Refrigerator w/ Inverter and Roof Solar Panel
55 AMP Converter with Charger	Radius Roof w/ Interior Vaulted Ceilings	Spare Tire w/ Carrier & Cover	
Exterior Battery Disconnect Switch	Vinyl/Rubber Composite Roofing Membrane	Power Tongue Jack	
Ceiling LED 12V Interior Lighting	Vacuum Laminated One Piece Roof & Walls	Outside Speakers	
LED TVs	Cable & Satellite Hook-Up	Keyed Alike Locks	
Three Burner High Output Gas Range with Flush Mount Glass Top Cover	Teton All In One WiFi Booster/LTE Prep & Antenna		MINI LITE FEATURES
21" Gas Oven	Rear Observation Camera Prep w/ Molded Mounting Plate		Laminated Champagne Fiberglass Sidewalls
Under Mount Double Bowl Kitchen Sink w/ Residential Style Faucet	Roof & Side Solar Prep		20K BTU Furnace on 21' & 35K BTU on Trailers over 21'
Microwave Oven	Outside Griddle w/ LP Hook Up		Azdel Composite Panels
Water-Pur Filtration System	Friction Hinge Entrance Door with Window Shade & ScreenShot Screen Door		Pleated Night Shades
Showermiser Water Saving System	Large, Foldable Grab Handles (All Entrance Doors)		Murphy Bed w/ Under Sofa Storage System w/ Outside Access
Bathroom Skylight			Sink Covers
Water Heater By-Pass Kit			Rear Ladder
Foot Flush Toilets			Two 30lb Gas Bottles w/ Molded Bottle Cover
Maxxair Ventilation Fan & Cover			Molded Fiberglass Front Cap w/ Automotive Windshield
Fireplace (Select Floor Plans)			4 Frame Mounted Manual Stabilizer Jacks
Aluminum Cage Dinette & Bed Base			Solid Surface Kitchen Countertops
Double Door Auto Gas/Electric Large Refrigerator			

MINI LITE OPTIONS	ULTRA LITE FEATURES	SIGNATURE FEATURES	SIGNATURE OPTIONS
Laminated White Fiberglass Sidewalls	Laminated Champagne Fiberglass Sidewalls	High Gloss Laminated Champagne Fiberglass Sidewalls	Laminated White Fiberglass Sidewalls
Newport Ash Interior	35K BTU Furnace	35K Ducted BTU Furnace	Newport Ash Interior
15,000 BTU A/C	Solid Surface Kitchen Countertops	86" Interior Height	Bedroom Carpet
Bedroom Mounted LED TV (Select Floor Plans)	Power Stabilizer Jacks	High Gloss Front Cap with Automotive Windshield (NA 8332SB)	15,000 BTU Ducted Roof Air
Deluxe Tri-Fold Sleeper Sofa (Per Floor Plans)	Designer Kitchen Backsplash	13,500 BTU Ducted A/C w/ 50 AMP Service & Prepped for 2nd A/C	2nd AC in Bedroom with Digital Dual Control Thermostat
Extra Maxxair® Ventilation Fan and Vent Cover	Automotive Windshield	Upgraded 21" Gas Oven	2nd HAB Sofa in Bunkroom
Bike Rack Ladder Attachment	Rear Ladder	Residential Full Extension Soft Close Drawers	Theatre Seating Available IPO Standard Recliner or HAB sofa (Per Floor Plan)
Tongue Mount Bike Rack	Night Roller Shades	Extra Large Double Door 2 Way Refrigerator	Free Standing Table and Chairs (Per Floor Plan)
Slide Topper	50 Amp Service and Digital Dual Thermostat Control	Residential Solid Surface Kitchen Countertops	20 Cubic Foot Residential Refrigerator w/ Inverter (Select Floor Plans)
ThermoPane Windows		Designer Kitchen Backsplash	12V Fridge with 190W Roof Solar Panel with 1000W Inverter
190W Roof Solar Panel with 1000W Inverter	ULTRA LITE OPTIONS	Flush Mount Stainless Steel Sinks w/ Cover & Pull Down Faucets	Extra Maxxair® Ventilation and Vent Cover
Sport, Tire and Wheel Package	Laminated White Fiberglass Sidewalls	Upgraded Sound Bar with Sub Woofer	Bike Rack Ladder Attachment
12V Fridge with 190W Roof Solar Panel with 1000W Inverter	Newport Ash Interior	Touch Button Control Panel w/ App Control	Tongue Mount Bike Rack
1000W Inverter	15,000 BTU A/C	Rear Ladder	Slide Toppers
Night Roller Shades	2nd Roof 13,500 BTU A/C with Chill Chaser Heat Strip	Day/Night Roller Shades	Sliding Glass Patio Door (8335SB Only)
Power Stabilizer Jacks	Bedroom TV & Bunkroom TV	Shielded Awning Cover	ThermoPane Window Upgrade
Free Standing Table & Chairs (Per Floor Plan)	Theatre Seating w/ Cup Holders, USB Charger & Lumbar Support (Per Floor Plan)	Power Stabilizer Jacks	La-Z-Boy Recliners (per floorplan)
Theater Seating IPO Dinette	Free Standing Table and Chairs (Per Floor Plan)	Upgraded Backlit Headboard	Electric Auto Leveling System
	Bike Rack Ladder Attachment		LED Bedroom TV
	Tongue Mount Bike Rack		Bunkroom Entertainment Package
	Slide Toppers		Washer/Dryer (Per Floor Plan)
	Thermopane Windows		190W Roof Solar Panel with 1000W Inverter
	Day/Night Roller Shade		Flip Down Rear Storage Deck (250 lbs, Max Load)
	12V Refrigerator w/ Inverter and Roof Solar Panel		
	190W Roof Solar Panel with 1000W Inverter		
	King Bed IPO 2720IK, 2906BS, 2912BS		
	Bedroom Carpet		



We work hard to make a quality product
So you can enjoy it for years to come.

Rockwood Warranty. Our Promise.

FOR DETAILS ON ROCKWOOD'S COMPLETE WARRANTY PROGRAM, SEE YOUR ROCKWOOD DEALER. When it comes to backing products with the same quality and commitment it does when it begins the manufacturing process, the only name you have to remember when you're looking for a recreational vehicle is Rockwood. Rockwood offers the following additional limited warranties to the original purchasers. Consult written warranty for details.

1. *Twelve-year vinyl roof warranty.*
2. *Two-year fiberglass warranty.*
3. *Ten-year Torflex® axle warranty.*
4. *One-year bumper to bumper warranty.*
5. *Five-year tent warranty*

CUSTOMER SATISFACTION



www.ForestRiverBuyLocal.com



24/7 EMERGENCY ROADSIDE ASSISTANCE WITH VEHICLE PURCHASE*

- TOWING
- JUMP-STARTS
- TIRE CHANGES
- FLUID DELIVERY
- LOCKOUT SERVICE
- WINCH-OUT
- MOBILE MECHANIC
- TECHNICAL SUPPORT
- DEALER LOCATOR SERVICES



*VALID FOR 1 YEAR FROM DATE OF PURCHASE



PRE-DELIVERY INSPECTION FACILITY
The bare essentials for a premium product. This state-of-the-art facility gives immediate daily feedback to production for quality assurance in every unit built.

Specification Definitions: GVWR (Gross Vehicle Weight Rating) is the maximum permissible weight of the unit when fully loaded. It includes all fluids, cargo, optional equipment and accessories. For safety and product performance do NOT exceed the GVWR. / GAWR (Gross Axle Weight Rating) is the maximum permissible weight, including cargo, fluids, optional equipment and accessories that can be safely supported by a combination of all axles. / DVW (Unloaded Vehicle Weight)* is the typical weight of the unit as manufactured at the factory. It includes all weight at the unit's axle(s) and tongue in pin and LP Gas. The DVW does not include cargo, fresh potable water, additional optional equipment or dealer installed accessories. *Estimated average based on standard build optional equipment. / CC (Cargo Carrying Capacity)** is the amount of weight available for fresh potable water, cargo, additional optional equipment and accessories. CC is equal to GVWR minus DVW. Available CC should accommodate fresh potable water (8.3 lbs per gallon). Before filling the fresh water tank, empty the black and gray tanks to provide for more cargo capacity. **Estimated average based on standard build optional equipment. / Each Forest River RV is weighed at the manufacturing facility prior to shipping. A label identifying the unloaded vehicle weight of the actual unit and the cargo carrying capacity is applied to every Forest River RV prior to leaving our facilities. The load capacity of your unit is designated by weight, not by volume, so you cannot necessarily use all available space when loading your unit. / All information contained in this brochure is believed to be accurate at the time of publication. However, during the model year, it may be necessary to make revisions and Forest River, Inc., reserves the right to make all such changes without notice, including prices, colors, materials, equipment and specifications as well as the addition of new models and the discontinuance of models shown in this brochure. Therefore, please consult with your Forest River dealer and confirm the existence of any materials, design or specifications that are material to your purchase decision. Lithia, CA, USA. FR18 1848 W. 702.02.25

Look for our other popular lines of Rockwood trailers.

YOUR **ROCKWOOD** DEALER



ROCKWOOD GEO PROS



ROCKWOOD FIFTH WHEELS



ROCKWOOD TENT CAMPERS



Learn More
Scan this barcode using a QR Reader on your smart phone to learn more about Forest River.



A Berkshire Hathaway company.



201 WEST ELM MILLERSBURG, IN 46543 WWW.FORESTRIVERINC.COM/ROCKWOOD 574.642.2640