

# ALPHA WOLF



FOREST RIVER

FORESTRIVERINC.COM



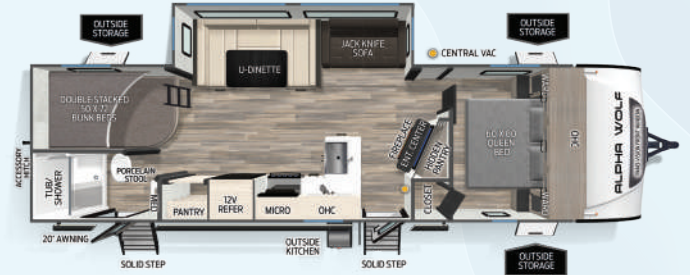
21RB	UVW	HITCH	CCC	LENGTH	HEIGHT	WIDTH	CAPACITY (GAL)		
	5,578	665	2,087	25' 6"	11' 0"	96"	81	35	35



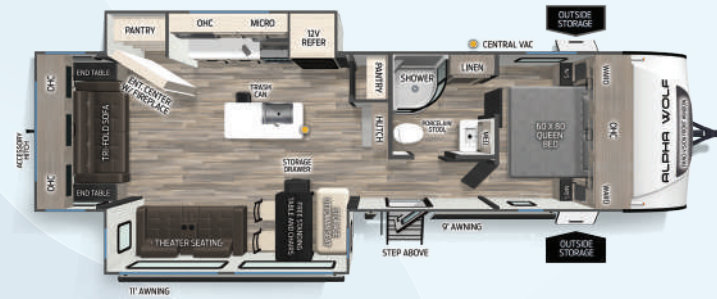
24TRUNK	UVW	HITCH	CCC	LENGTH	HEIGHT	WIDTH	CAPACITY (GAL)		
	6,403	945	1,542	30' 9"	11' 0"	96"	81	35	35



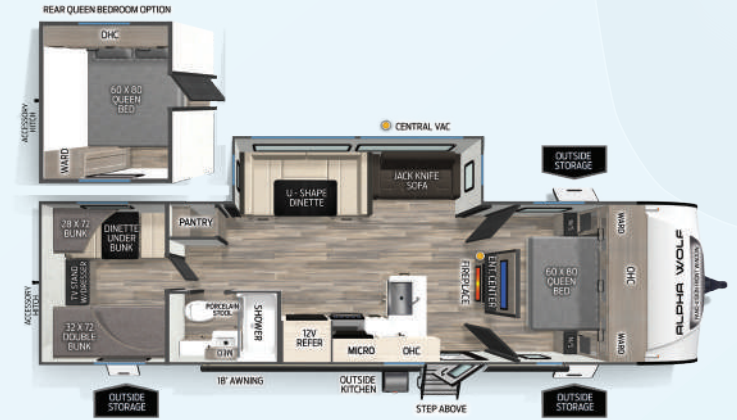
25RB	UVW	HITCH	CCC	LENGTH	HEIGHT	WIDTH	CAPACITY (GAL)		
	6,581	910	1,329	31' 1"	11' 0"	96"	81	35	35



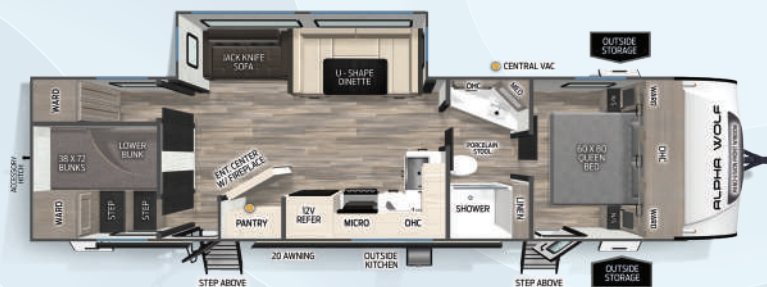
26DBH	UVW	HITCH	CCC	LENGTH	HEIGHT	WIDTH	CAPACITY (GAL)		
	6,625	955	1,330	32' 8"	11' 0"	96"	81	35	35



26RL	UVW	HITCH	CCC	LENGTH	HEIGHT	WIDTH	CAPACITY (GAL)		
	7,258	1,080	2,492	34' 6"	11' 2"	96"	81	70	35



280QBS	UVW	HITCH	CCC	LENGTH	HEIGHT	WIDTH	CAPACITY (GAL)		
	6,668	880	2,027	34' 0"	11' 0"	96"	81	35	35



29DCB	UVW	HITCH	CCC	LENGTH	HEIGHT	WIDTH	CAPACITY (GAL)		
	7,818	1,165	2,317	37' 5"	11' 0"	96"	81	70	35

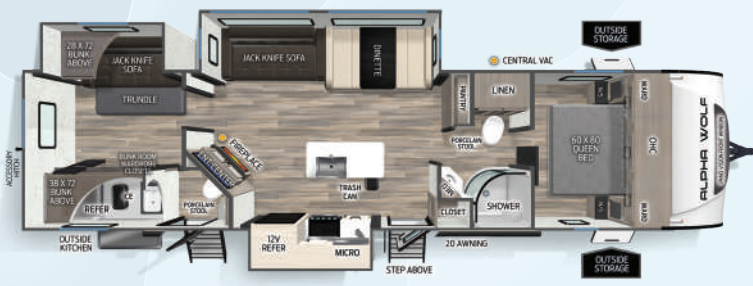




29TB	UVW	HITCH	CCC	LENGTH	HEIGHT	WIDTH	CAPACITY (GAL)		
	7,358	1,015	2,400	36' 4"	11' 0"	96"	81	70	35



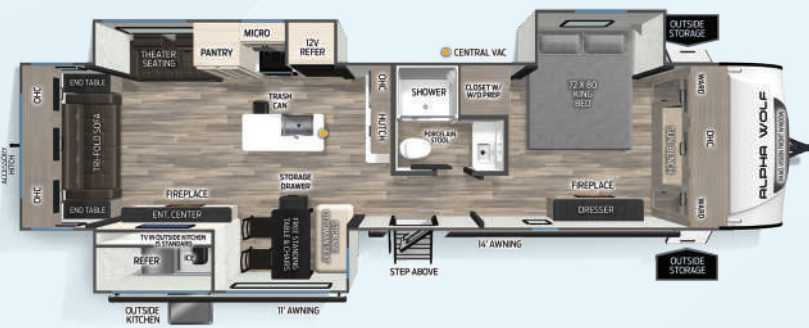
280QBS



33BH	UVW	HITCH	CCC	LENGTH	HEIGHT	WIDTH	CAPACITY (GAL)		
	8,063	1,135	2,602	37' 2"	11' 2"	96"	81	70	70



29TB



33RL	UVW	HITCH	CCC	LENGTH	HEIGHT	WIDTH	CAPACITY (GAL)		
	8,833	1,195	2,562	39' 3"	11' 4"	96"	81	70	35



33RL



25RB

### STANDARD FEATURES:

- Individual Reading Lights at Bed
- Nightstand Drawers (Non-Bed Slide Models)
- Full Bed Overhead Cabinet Storage (Non-Bed Slide Models)
- Full Length Hanging Closets in Bedroom
- Vertical Bed Base Lift for Additional Changing Space/Storage and Seating Area (Non-Bed Slides)
- Full Under Bed Storage with Strut Assist (Bed Slide Models)
- Bedroom Fireplace (Bed Slide Models)
- High Capacity Electric Fireplace 5200 BTUs (Where Applicable)
- Full Walk Around Bedroom
- Pleated Shades in Bedroom and Bunkroom
- Sun Bench Front Window Seating Area (Bed Slide Models)
- Washer/Dryer Prep Wardrobe (Bed Slide Models)
- Bedroom TV Prep
- Glass Shower Door (N/A Tub Models)
- Shower Skylight
- Porcelain Stool with Water Jet Assist and Foot Flush
- 10 cu. ft. Refrigerator
- Central Vacuum Dustpan (Where Applicable) – Accessories Available Aftermarket
- "Counter-Max" L-Kitchen Design (Where Applicable)
- Trash Can Storage and Hidden Drawer (All Islands)
- Floating Dinette Table with Drawer Storage, Free-Standing Chairs and Seating
- Storage Ottoman (Where Applicable)
- Folding Storage Ottoman (Where Applicable)
- Booth Dinette with Pots and Pans Drawers (Where Applicable)
- Hidden Pantry/Entertainment Center (Where Applicable)
- "Blackout" Wheel Package
- Undermount Sewer Hose Carrier
- Rear Safety Camera Prep
- "ToughBend" Rigid Skirt Metal Design
- Outside TV Prep
- 50AMP Service with 2nd A/C Prep (Where Applicable)
- Secondary Exterior Outlet
- Leash Latch Pet Safety Technology
- Outside Shower with Hot and Cold Water
- "SuperStor" Basement Storage Compartment with Tough Skid Garage Flooring
- Drop Frame Design
- "Niagara" Size 81 Gallon Fresh Water Tank
- 5/8" Tongue and Groove Plywood Floor Decking
- 1x Engineered Wood "Super Truss" Roof Structure with 3/8" Decking
- LP Quick Connect
- Washer/Dryer Prep Wardrobe (Bed Slide Models, where Applicable)

### Weather Guard Package:

- Armored Underbelly Tank Enclosure and Forced Air Heat
- 12V Heat Pads on All Holding Tanks
- Insulator Series Wood Roof and Floor Superstructure
- Oversized Bathroom Attic Fan for Increased Interior Air Flow
- Thermo-Control Reflective Safety Glass Windows
- PVC Roof Membrane with Heat Reflectivity and Lifetime Warranty
- Central Air Conditioning Unit (15,000 BTU) w/ Quick Cool
- Upgraded Laminated Exterior Walls w/ Block Foam Insulation

### Limited Package:

- 12V Residential-Style Refrigerator with Travel Lock
- Super-Lumen Lighting System with Dimmer (Living Room/ Kitchen/Main Bedroom)
- Fully Adjustable, Slow Rise, Blackout Roller Shades (Living Area)
- Solid Surface Kitchen Countertops
- Front Gel-Coated Cap with Oversized Window
- LED Television
- Spring Spout Kitchen Faucet with Pull-Out Sprayer
- Aluminum Rims
- Exterior Step(s) with Oversized Landing and Quick Release
- On Demand Tankless Hot Water Heater
- Flush Floor Main Slide Design
- Workstation Kitchen Farm Style Sink with Cup Washer and Multiple Accessories
- G-Glass Entry Door with Friction Hinge and Shade Prep
- Rear 2" Accessory Hitch Receiver
- Power Stabilizer Jacks (4)
- USB/USBC Charging Stations Throughout
- Pet Friendly "Clean Sweep" Floor Design (No Heat Vents)
- Juice Pack - 100W Solar Panel, Battery Disconnect, Battery, Voltmeter and 30AMP Solar Charger
- 100% Carpetless Interior
- Leash Latch Pet Safety Technology
- Extended Lend-A-Hand Handrail (Main Entry)
- Outside Shower with Hot and Cold Water
- Power Front Jack with Light
- 4-Corner Power Stabilizer Jacks
- Quick Clean Waste Tank Sprayer
- 80" Residential-Length Mattress

### Options:

- Juice Pack Expansion Kit (200W Panel in Place of 100W Panel)
- 50AMP Service w/2nd AC Prep - NA 26RL, 29DCB, 33BH, 33RL (Items are STD)
- 2nd 15,000 BTU Air Conditioner Incl. 50AMP - NA 26RL, 29DCB, 33BH, 33RL
- 2nd 15,000 BTU Air Conditioner - 26RL, 29DCB, 33BH, 33RL Only (50AMP and 2nd AC Prep STD)
- Rear Queen Bedroom (280QBS only)



SCAN TO LEARN MORE ABOUT

**ALPHA WOLF**

### EACH NEW FOREST RIVER PURCHASE PROVIDES:

- ✔ Pre-delivery Inspection.      ✔ Digital Owner's Manual.
- ✔ Free Membership to Forest River Owners Group (FROG).  
Learn more at [www.forestriverfrog.com](http://www.forestriverfrog.com).
- ✔ A Contribution to Care Camps Foundation [www.carecamps.org](http://www.carecamps.org).
- ✔ 1 Year Free Roadside Assistance from Date of Purchase.



### LEARN MORE:

Scan this QR code with your mobile device to learn more about Forest River.



A Berkshire Hathaway Company



### SPECIFICATION DEFINITIONS:

Scan this barcode using a QR reader on your smartphone to learn RV terminology and more!



YOUR **ALPHA WOLF** DEALER