



25RUD



SPECIFICATIONS	LENGTH	HEIGHT	DRY WEIGHT	HITCH WEIGHT
25RUD	30'1"	11'2"	5,640 LBS	690 LBS


KEY FEATURES

- 18,000 BTU Max Cool "Whisper Quiet" A/C (Largest Single A/C in Class) with Remote
- Goodyear Endurance® Tires (Load Range E)
- Laminated Azdel Onboard® Composite Walls
- Best-in-Class 82" Ceiling Height
- Walk-around True Residential Queen Size 60" x 80" Front Bed (vs. "RV Queen")
- Massive U-Dinette Booth (92" X 45") provides Dining, Sleeping, and Storage Space
- Congoleum® DiamondFlor® "Carpetless" Interior
- Standard Wall-hugger Theater Seating
- Air Fryer Convection Microwave
- Seamless Countertop with Stainless Steel Kitchen Sink and Pull-out Sprayer Faucet
- EmberLink™ "Smart RV" system controls Slide Room, Awning, and Lighting
- XL 55 gal. Fresh, 35 gal. Gray & Black Tanks
- Optional Off-grid Solar Package with (2) 200W Rooftop Panels (400W total), 2000W Inverter, and Victron® MPPT Solar Controller
- Sleeps 2 - 6





STANDARDS

CONSTRUCTION

- Laminated Azdel Composite Walls
- Best-in-Class 82" Ceiling Height
- Aluminum-framed Sidewall Construction
- Gel-coated Fiberglass Exterior
- Aluminum-framed Laminated Floor
- Fully Walkable Roof with One-piece Tufflex® PVC Roofing (Lifetime Warranty)
- Dexter® Axles with E-Z Lube Hubs and Forward Self-Adjusting Electric Brakes 
- **Upgraded Plumbing:** Prefabricated Flex Hoses, PEX Specialty Connectors, & Inline Shut-off Valves at all Faucets and Toilet

EXTERIOR

- 15" Goodyear Endurance® Load Range E Tires (including spare; Made in the USA!) 
- Blacked-out Aluminum Rims
- Adjustable MORryde StepAbove® Steps 
- Slam-Latch Baggage Doors
- Electric Awning with Dimmable LED Light
- Front Electric Tongue Jack with LED Light and Built-In 7-Way Cable Holder
- Front and Rear Quick Drop™ Stabilizers
- High-Visibility LED Exterior Lighting
- Back-Up Lighting
- Fully-Enclosed Radiant Barrier Underbelly
- XL Fresh Water Tank (55 gallons)
- 12V Tank Heaters
- Dual 20# LP Tanks (40# total capacity)
- LP Quick Connect
- 30 Amp Service
- Detachable Shore Power Cord
- Battery Disconnect
- Outside Shower
- Black Tank Flush
- 30" Friction-Hinge Entrance Door
- Frame-Integrated Rear 2" Accessory Receiver (300# capacity)
- Repositionable/Telescoping Roof Ladder + Rear-Mounted Bracket
- Winegard Air 360+ Omnidirectional Antenna (Wi-Fi/LTE Prep)
- Keyed-Alike™ Locking System
- 360 Siphon® Roof Vent Caps
- Coiled Break-Away Cable
- Sewer Hose Caddy

- **PREPPED FOR:** Solar Upgrades (Side and Rooftop Solar Ports), Rear/Side Observation Camera, Tire Pressure Monitoring System (TPMS), Washer/Dryer (22ETS/26ETS), Inverter, Slide Topper, and Starlink cable

INTERIOR

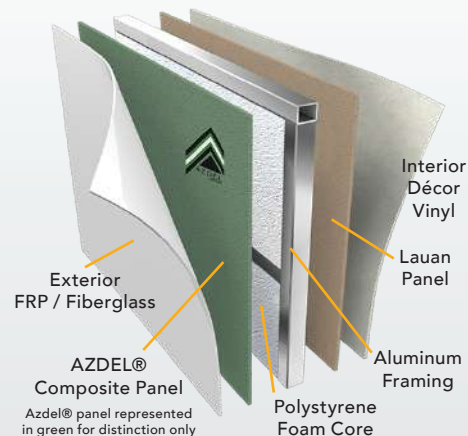
- **18,000 BTU Chill Cube** "Whisper Quiet" A/C (Largest Single A/C in Class)
- 60" x 80" Residential-Sized Queen Bed with USB-A, USB-C, and 120V Powered Cubbies with LED Lights on Each Side
- EmberLink™ Smart RV Control System
- 10.6 cu. ft. 12V Refrigerator
- Air Fryer Convection Microwave
- 32" Smart HDTV
- **Emersyn Décor** with Painted Hardwood Doors and Drawers in Kitchen and Bath
- Hardwood Cabinet Doors with Hidden Hinges
- Soft Close Maple Hardwood Drawers
- Roller Shades
- 12V Multi-speed Fan (Main Room)
- Seamless Countertops
- Stainless Steel Kitchen Sink with Pull-out Sprayer Faucet
- Dual-burner LP Cooktop
- Dimmable Interior LED Lighting
- Congoleum® DiamondFlor® "Carpetless" Interior

OPTIONS

- Wireless Side/Rear Observation Camera System with 12V Monitor
- Theater Seating (in place of Booth)
- Murphy Bed (Residential Queen-sized Folding Mattress with Double Side-table Sofa below)
- 2nd 18k BTU A/C (24RLD, 25RUD, 26ETS only)
- Slide Topper Awning
- Tire Pressure Monitoring System (TPMS)
- **Off-Grid Solar Package:** GoPower!® 400W Rooftop Solar Panel(s), 2000W Pure Sine Wave Inverter, and Victron® MPPT Solar Controller



FURRION CHILL™
18K BTU "WHISPER QUIET" CHILL® CUBE VARIABLE SPEED ROOFTOP AIR CONDITIONER
LARGEST AIR CONDITIONING SYSTEM IN OUR CLASS!



E-SERIES SIDEWALL CUT-AWAY LAMINATED AZDEL ONBOARD® COMPOSITE WALLS WITH ALUMINUM FRAMING AND GEL-COATED FIBERGLASS



NOTES