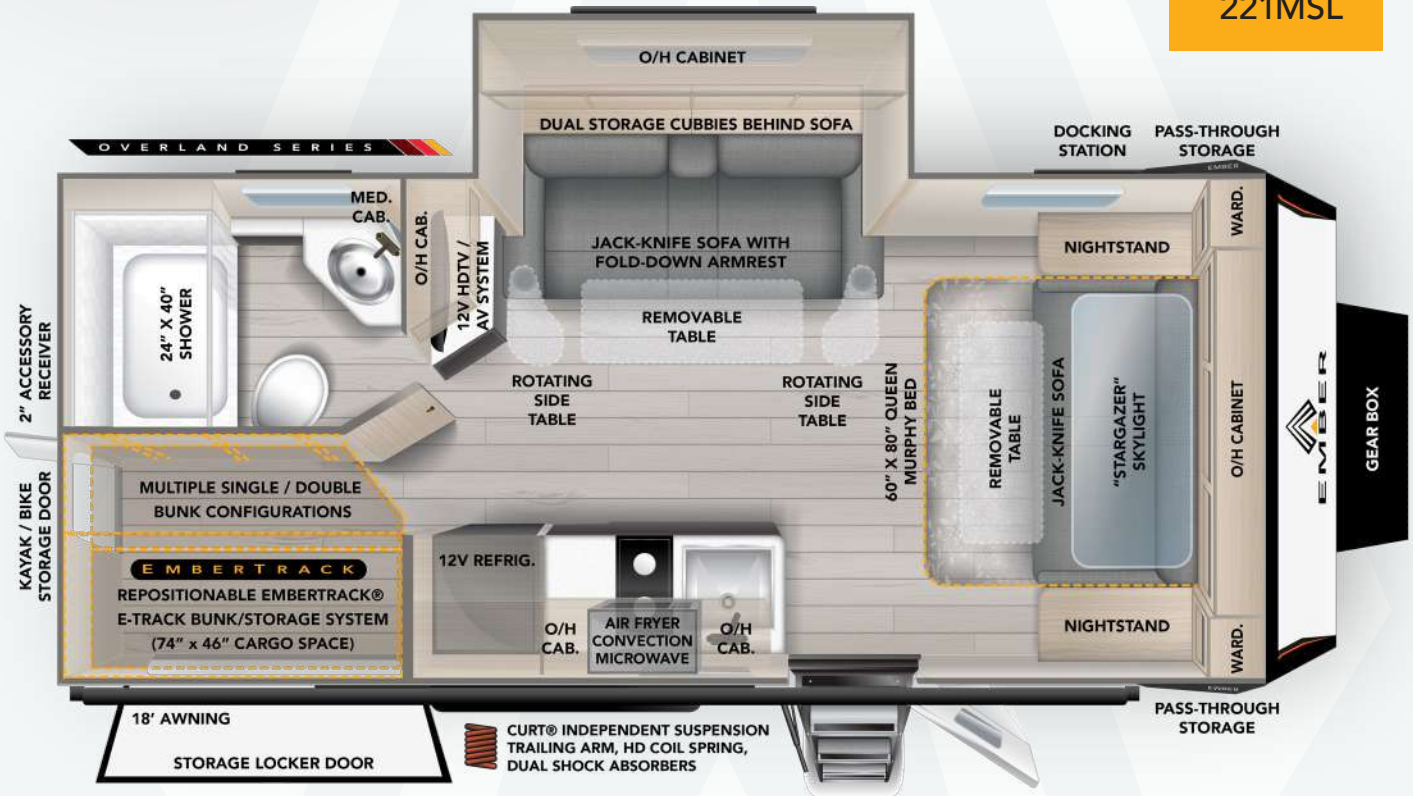


221MSL



SPECIFICATIONS

	LENGTH	HEIGHT	DRY WEIGHT	HITCH WEIGHT
221MSL	26'1"	10'9"	5,850 LBS	715 LBS

KEY FEATURES

THIS OVERLAND SERIES FLOOR PLAN HAS BEEN **COLD WEATHER CERTIFIED** AT TRUMA'S **GOLD STANDARD** AFTER PASSING EXTENSIVE COLD CHAMBER TESTING



- Tandem CURT® Trailing-Arm Independent Suspension with Heavy-Duty Coil Springs with Dual Shock Absorbers (each wheel)
- Walk-around Residential Queen Size 60" x 80" Murphy Bed with Jack-Knife Sofa below
- Dual-Pane Acrylic Caravan Windows and "Stargazer" Skylight with Integrated Thermal Shades/Screens
- Jack-Knife Sofa Slide with Removable Table and Dual Built-In Storage Cubbies
- Patent-pending Repositionable EmberTrack™ E-Track Bunk/Storage System (74" x 46" Rear Cargo Area)
- 18k BTU Variable Speed Compressor AC + Remote
- Large Exterior Storage Locker Door and Rear Kayak/Bike Door
- Truma Combi Comfort Plus Water Heater/Furnace (Truma Gold Standard Cold Weather Certified)
- Off-grid Solar Package with Dual 200W Rooftop Panels (400W total), 2000W Inverter, and Victron® MPPT Solar Controller
- Popular Optional MAX SOLAR Package and Battle Born® Gamechanger™ LiFePO4 Batteries Available!
- 55 gal. Fresh, 35 gal. Gray, and 35 gal. Black Tanks
- Sleeps 5-8





OVERLAND SERIES

STANDARDS

CONSTRUCTION

- CURT® Trailing-Arm Independent Suspension with Heavy-Duty Coil Springs with Dual Shock Absorbers (each wheel)
- Trailblazer™ Heavy-Duty Off-road Chassis
- **VersaCoupler®** Height-Adjustable Bolt-On Hitching System with LED Hitch Light
- **6-Sided** Aluminum Frame Construction
- Gel-coated Fiberglass Exterior
- Laminated Azdel Onboard® Composite Sidewall, Rear, Front, and Slide Room End Walls, Rooftop, and EmberTrack® Bunk/Desktop (inner and outer substrates)
- **Evermore™** aluminum-framed laminated Azdel Onboard® Composite Floor with integrated Alumaduct™ heating
- Powder-coated Aluminum **Exoskeleton**
- Steel Fenders/Wheel Wells
- **Upgraded Plumbing:** Prefabricated Flex Hoses, PEX Specialty Connectors, & Inline Shut-off Valves at all Faucets and Toilet

EXTERIOR

- Dual-Pane Acrylic **Caravan Windows** with Integrated Thermal Shades/Screens
- Nitro-filled 16" Hankook® **Dynapro® AT2 XTREME** LT235/85R16 Off-Road Tires (Made in the USA)  with Blacked-out Custom Aluminum Rims (including rear-mounted spare)
- Self-Adjusting Electric Brakes
- Tire Linc® Tire Pressure Monitoring System (TPMS)
- **Tread Lock™ Wheel Brake**
- XL Fresh Water Tank (55 gallons)
- Tongue-Mounted Formed **Aluminum Gear Box** with LP and Lockable Storage
- MORryde StepAbove® Steps with Safe-T-Rail® entry handle (Made in the USA) 
- 30" Friction Hinge Entrance Door with Thinshade™ Window Shade and Screen Shot™ Screen Door
- Electric Awning with Dimmable LED Light
- **GateDefender™ Front Electric Jack**
- Pre-wired For Rear/Side Cameras
- High-Visibility LED Exterior Lighting
- Back-Up Light
- Keyed-Alike™ Locking System

- Starlink cable prep
- Universal Docking Station with Outside Shower and Water Heater Bypass
- Black Tank Flush
- 360 Siphon® Roof Vent Caps
- Enclosed Radiant Barrier Underbelly
- 12V Tank Heaters
- Dual 20# LP Tanks (40# total capacity)
- LP Quick Connect
- 30 Amp Service
- Detachable Shore Power Cord
- Frame-Integrated Rear 2" Accessory Receiver (300# capacity)
- Front and Rear Quick Drop™ Stabilizers
- Repositionable/Telescoping Roof Ladder + Rear-Mounted Bracket
- Winegard Air 360+ Omnidirectional Antenna (Wi-Fi/LTE Prep)

INTERIOR

- **"Stargazer"** Dual Pane Acrylic Skylight with Integrated Thermal Shades/Screens
- **Solid Surface** Countertops (Kitchen and Bathroom)
- 60" x 80" Residential-Sized Queen Bed with Bedside USB + 120V Power and LED Lighting (N/A 240TKR)
- EmberLink™ Smart RV Control System
- 12V HD Smart TV with Built-In JBL® Soundbar Bluetooth® AV System
- 10.6 cu. ft. 12V Refrigerator
- Convection Microwave/Air Fryer
- **Graphite Décor** with Painted Hardwood Doors and Drawers in Kitchen and Bath
- Hardwood Maple Cabinet Doors with Self Close Hidden Hinges
- Hardwood Maple Drawer Fronts with Soft Close Drawers
- Congoleum® DiamondFlor® "Carpetless" Interior
- Dimmable Interior/Exterior LED Lighting
- 3-Speed 12V Powered Ceiling Vent
- Square Stainless Steel Kitchen Sink with Pull-out Sprayer and Sink Cover
- Dual-burner LP Cooktop
- Showermiser™ Fresh Water Saver
- Porcelain Foot Flush Toilet
- Medicine Cabinet with LED Backlight
- Bathroom Skylight and 12V Fan
- **Washer/Dryer Prep** (N/A 201FBQ)
- Smoke/CO/LP Detectors
- Fire Extinguisher

ALL OVERLAND SERIES FLOOR PLANS HAVE BEEN **COLD WEATHER CERTIFIED TO TRUMA'S GOLD STANDARD** AFTER PASSING EXTENSIVE CLIMATE CHAMBER TESTING

Independently tested to heat from 5°F (-15°C) to an internal temperature of 63°F (20°C) in 4 hours or less



OPTIONS

- **(MANDATORY) MAX SOLAR PACKAGE:** 3000W Victron® Inverter with Cerbo GX Communication Center, 270Ah 12V Battle Born® Gamechanger® (LiFePO4) Battery, 1200W Roof-mounted Solar Panels (Six 200W panels), Three Victron® Bluetooth® MPPT Controllers, REDARC® DC to DC Trailer Battery Charger, PV and Cold-Weather Battery Disconnects, and Side Solar Port
- **(MANDATORY) Furrion Chill Cube:** Energy Efficient 18,000 BTU Air Conditioner with Remote Control
- **(MANDATORY) Truma Combi Comfort Plus:** High Efficiency LP Water Heater/Furnace Combo (GOLD STANDARD certified!)
- Wireless Side/Rear Observation Camera System with Monitor
- Additional 270Ah 12V Battle Born® Gamechanger (LiFePO4) Battery
- Booth Dinette (In Place of Sofa, 191MSL ONLY)
- Twin/King Murphy Bed (In Place of Front Bed, 201FBQ and 221MSL ONLY; STD. on 240TKR)



NOTES

