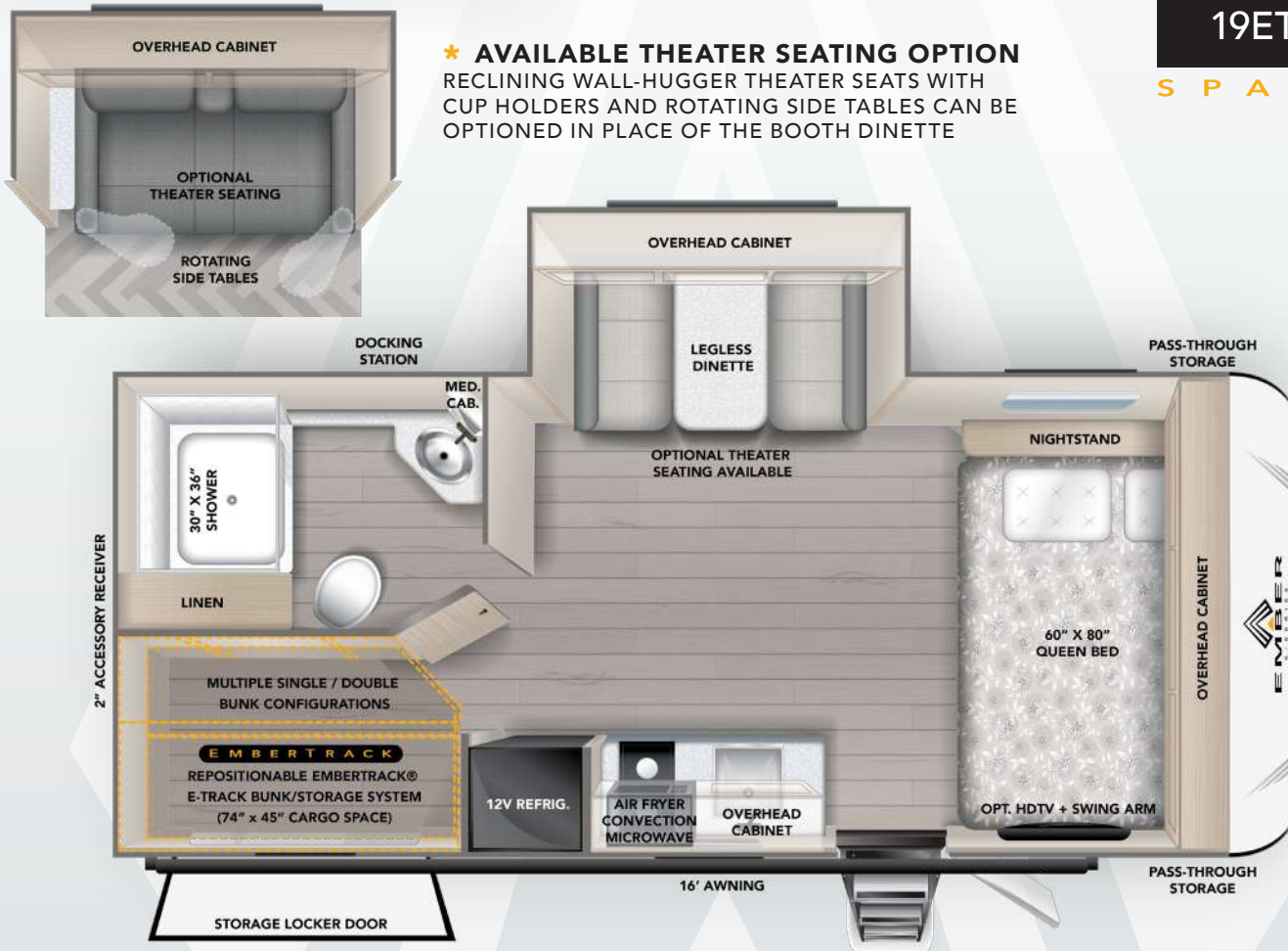




19ETS

SPARK

**\* AVAILABLE THEATER SEATING OPTION**  
RECLINING WALL-HUGGER THEATER SEATS WITH CUP HOLDERS AND ROTATING SIDE TABLES CAN BE OPTIONED IN PLACE OF THE BOOTH DINETTE



SPECIFICATIONS	LENGTH	HEIGHT	DRY WEIGHT	HITCH WEIGHT
19ETS	23'4"	11'3"	4,545 LBS	575 LBS

## KEY FEATURES

- 18,000 BTU Max Cool "Whisper Quiet" A/C (Largest Single A/C in Class) with Remote
- Goodyear Endurance® Tires (Load Range E)
- Laminated Azdel Onboard® Composite Walls
- Best-in-Class 82" Ceiling Height
- Full 8' WIDTH (96") vs. Typical 7' or 7.5' Width
- True Residential Queen Size 60" x 80" Front Bed (vs. "RV Queen")
- EmberLink™ "Smart RV" system controls Slide Room, Awning, and Lighting
- XL 55 gal. Fresh, 35 gal. Gray & Black Tanks
- Patent-pending Repositionable EmberTrack™ E-Track Bunk/Storage System (74" x 45" Rear Cargo Area)
- Large Exterior Storage Locker Door and Rear Kayak/Bike Door
- "Legless" Booth Dinette with Storage Below
- Optional Wall-hugger Theater Seating
- Optional Off-grid Solar Package with (2) 200W Rooftop Panels (400W total), 2000W Inverter, and Victron® MPPT Solar Controller
- Sleeps 5 - 8





## STANDARDS

### CONSTRUCTION

- Laminated Azdel® Composite Walls
- Best-in-Class 82" Ceiling Height
- Aluminum-framed Sidewall Construction
- Gel-coated Fiberglass Exterior
- Aluminum-framed Laminated Floor
- Fully Walkable Roof with One-piece Tufflex® PVC Roofing (Lifetime Warranty)
- Dexter® Axle with E-Z Lube Hubs and Forward Self-Adjusting Electric Brakes 
- **Upgraded Plumbing:** Prefabricated Flex Hoses, PEX Specialty Connectors, & Inline Shut-off Valves at all Faucets and Toilet

### EXTERIOR

- 15" Goodyear Endurance® Load Range E Tires (including spare; Made in the USA!) 
- Blacked-out Aluminum Rims
- Adjustable MORryde StepAbove® Steps 
- Slam-Latch Baggage Doors
- Electric Awning with LED Lighting
- Front Electric Tongue Jack with LED Light and Built-In 7-Way Cable Holder
- Front and Rear Quick Drop™ Stabilizers
- High-Visibility LED Exterior Lighting
- Back-Up Lighting
- Fully-Enclosed Radiant Barrier Underbelly
- XL Fresh Water Tank (55 gallons)
- Dual 20# LP Tanks (40# total capacity)
- LP Quick Connect
- 30 Amp Service
- Detachable Shore Power Cord
- Battery Disconnect
- Outside Shower
- Black Tank Flush
- 30" Friction-Hinge Entrance Door
- Frame-Integrated Rear 2" Accessory Receiver (300# capacity)
- Winegard Air 360+ Omnidirectional Antenna (Wi-Fi/LTE Prep)
- Keyed-Alike™ Locking System
- Coiled Break-Away Cable

- **PREPPED FOR:** Solar Upgrades (Side and Rooftop Solar Ports), Rear/Side Observation Camera, Tire Pressure Monitoring System (TPMS), Washer/Dryer (N/A 18FBE), Inverter, Slide Topper, and Starlink cable

### INTERIOR

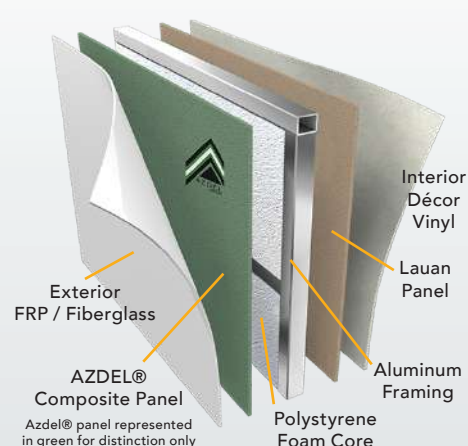
- **18,000 BTU Chill Cube** "Whisper Quiet" A/C (Largest Single A/C in Class)
- 60" x 80" Residential-Sized Queen Bed with USB-A, USB-C, and 120V Powered Cubbies with LED Lights on Each Side
- EmberLink™ Smart RV Control System
- 10.6 cu. ft. 12V Refrigerator
- Air Fryer Convection Microwave
- **Emersyn Décor** with Painted Hardwood Doors and Drawers in Kitchen and Bath
- Hardwood Maple Cabinet Doors with Hidden Hinges
- Soft Close Maple Hardwood Drawers
- Roller Shades
- Seamless Countertops
- Stainless Steel Kitchen Sink with Pull-out Sprayer Faucet
- Dual-burner LP Cooktop
- Congoleum® DiamondFlor® "Carpetless" Interior

## OPTIONS

- 32" Smart HDTV
- 12V Multi-speed Fan (Main Room)
- Theater Seating (in place of Dinette)
- Repositionable/Telescoping Roof Ladder
- Thermostatically-Controlled 12V Tank Heaters (Fresh, Gray, Black)
- Wireless Side/Rear Observation Camera System with 12V Monitor
- Slide Topper Awning
- Tire Pressure Monitoring System (TPMS)
- **Off-Grid Solar Package:** GoPower!® 400W Rooftop Solar Panel(s), 2000W Pure Sine Wave Inverter, and Victron® MPPT Solar Controller



**FURRION CHILL™**  
**18K BTU "WHISPER QUIET" CHILL® CUBE VARIABLE SPEED ROOFTOP AIR CONDITIONER LARGEST AIR CONDITIONING SYSTEM IN OUR CLASS!**



**E-SERIES SIDEWALL CUT-AWAY LAMINATED AZDEL ONBOARD® COMPOSITE WALLS WITH ALUMINUM FRAMING AND GEL-COATED FIBERGLASS**



## NOTES